

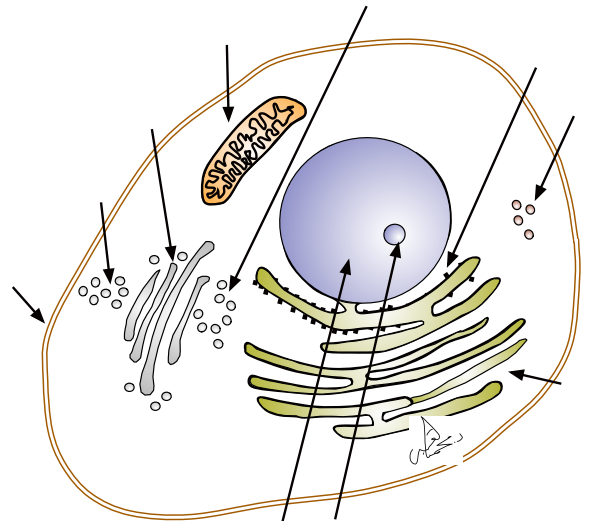
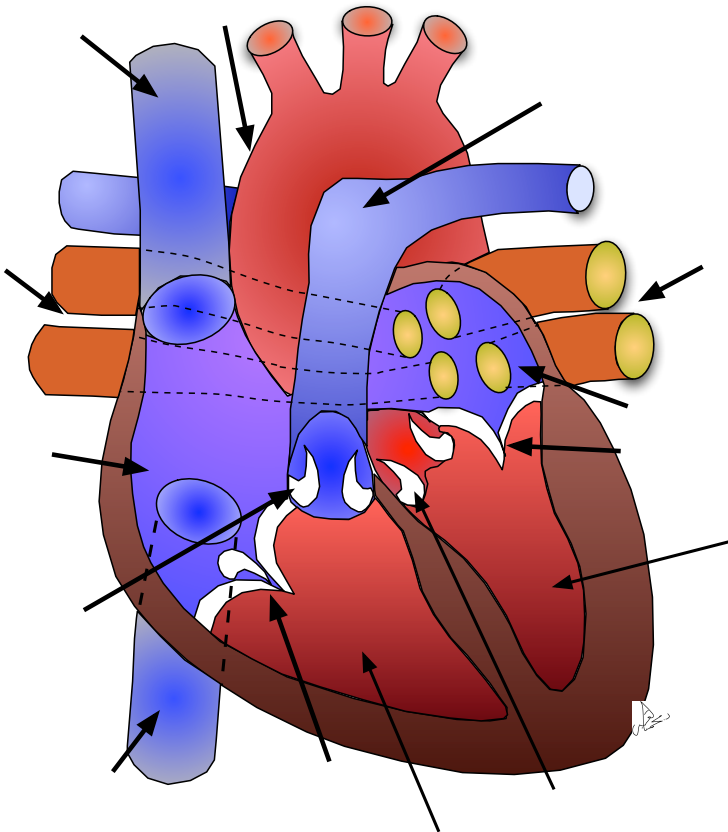
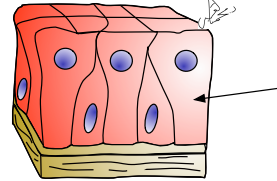
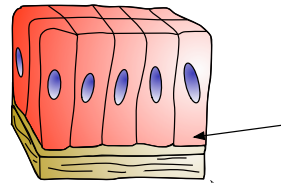

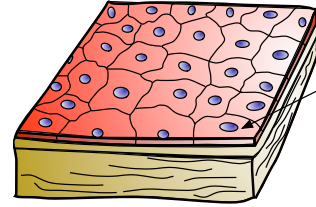
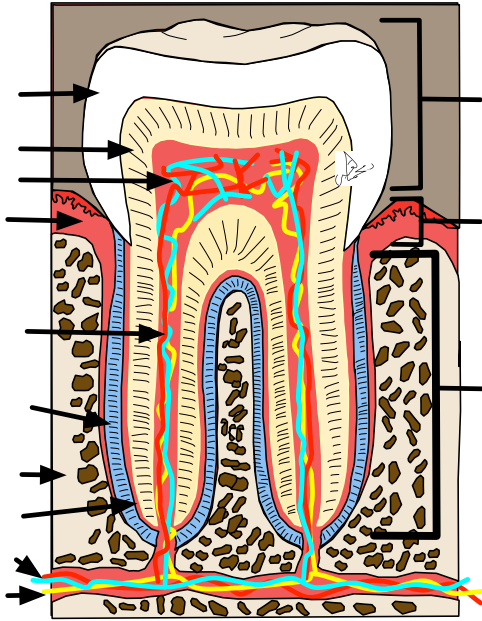
# Medical Terminology Homework-3

Student Name (in Arabic): .....

Student Number: .....

Class (Nursing or Laboratory Medicine): .....

**Label the following:**



**Full the blanks below with appropriate terms:**

1. Inflammation of the uterus is called \_\_\_\_\_.
2. Pericarditis is inflammation of \_\_\_\_\_.
3. The location behind the heart is called \_\_\_\_\_.
4. Osteoarthritis is an inflammation of \_\_\_\_\_ and \_\_\_\_\_.
5. Osteomyelitis is inflammation of \_\_\_\_\_ and \_\_\_\_\_.
6. Myalgia means pain in \_\_\_\_\_.
7. The \_\_\_\_\_ joints contain free space between the bones filled with a lubricating fluid called synovial fluid
8. Intercostal refers to the space between the \_\_\_\_\_.
9. \_\_\_\_\_ means to measure or apply something across the depth of the skin. \_\_\_\_\_ test for allergy uses a puncture or a prick to introduce an allergen to the skin and then looks for signs for inflammation.
10. The subcutaneous fat is found in the \_\_\_\_\_.
11. A laryngoscopy is an examination of the \_\_\_\_\_.
12. Tracheitis is the inflammation of \_\_\_\_\_.
13. A student who has bronchitis has an inflammation of the \_\_\_\_\_.
14. The pulmonary artery leads to the \_\_\_\_\_.
15. An inflammation of the lungs with consolidation is called \_\_\_\_\_.
16. \_\_\_\_\_ is inflammation of the nasal sinuses.
17. Ventilation consists of \_\_\_\_\_ and \_\_\_\_\_.
18. \_\_\_\_\_ is the production of excessive amounts of watery sputum.
19. Gingivitis means inflammation of the \_\_\_\_\_.
20. Gastroenteritis is an inflammation of the \_\_\_\_\_ and the \_\_\_\_\_.
21. A duodenal ulcer is an ulcer located at \_\_\_\_\_.
22. Ileitis means \_\_\_\_\_ of the \_\_\_\_\_.
23. Inflammation of the liver is called \_\_\_\_\_.
24. Cholecystectomy refers to the surgical removal of the \_\_\_\_\_.
25. During laparoscopic surgery a fiber-optic pass through the \_\_\_\_\_.
26. Arteriosclerosis means \_\_\_\_\_ of the \_\_\_\_\_.
27. A thrombectomy is the excision of a \_\_\_\_\_.
28. Angiospasm refers to \_\_\_\_\_.
29. \_\_\_\_\_ means too few red blood cells or a condition where red blood cells are small and deficient in \_\_\_\_\_, the iron-containing red protein

responsible for oxygen transport, usually a condition caused by low iron intake (iron deficiency) or due to a genetic disorder.

30. The blood circulation throughout the body is divided into \_\_\_\_\_ and \_\_\_\_\_ circulations.
31. The walls of the heart are made of three layers. From outside to inside, these are the \_\_\_\_\_, the \_\_\_\_\_ and the \_\_\_\_\_.
32. An \_\_\_\_\_ is an X-ray film of blood vessels.
33. \_\_\_\_\_ is the term used to describe the formation of new blood vessels, for example, in an embryo or in an adult as a result of a tumor.
34. Veins are referred to with the terms \_\_\_\_\_ or \_\_\_\_\_.
35. Hematology is the study of \_\_\_\_\_, while cytology is the study of \_\_\_\_\_.

**List the parts where food must pass through from the mouth to the anus.**

---

---

---

---

---

**To exercise what you have learned, describe the differences between the following prefixes or suffixes:**

1. Intra- and inter-:
2. Hyper- and hypo-:
3. Extra- and intra-:
4. Micro- and macro-:
5. Post- and pre-:
6. Tachy- and brady-:
7. -phobic and -philic:

**Describe the respiratory epithelium structure and function.**

---

---

---

---

---

**Complete the following tables with the appropriate terms and examples:**

Term	Meaning	Example
_____	Heart	_____ : sound wave image of the heart
_____	Blood	_____ : a tumor or swelling filled with blood
_____	Clot	_____ : deficiency of thrombocytes in blood
_____	Red	_____ : red blood cell
_____	White	_____ : white blood cell
_____	Blood	_____ : presence of bacteria in blood
_____	Vessel	_____ : blood vessels of the cerebrum of the brain
_____	Deficiency	_____ : low level of leukocytes
_____	Vessel	_____ : growth of blood vessels
_____	Artery	_____ : inflammation of arteries
_____	Vein	_____ : inflammation of veins

**Complete the following tables with the appropriate terms:**

Description	Medical term
Bad, incorrect, disease	_____, _____, _____, _____
Paralysis	_____
Hardening	_____
Discharge, excessive flow	_____, _____
Formation, production, growth	_____, _____, _____, _____
Condition, process	_____
Big, great	_____, _____
Both	_____
Dead	_____
False	_____
Fever	_____
Fast	_____
Fat	_____, _____
New	_____
Pus	_____
Small	_____
Slow	_____
Soft	_____
Total, all	_____
Water	_____
Vomiting	_____, _____
Love, fondness	_____
Hate, aversion	_____
Breakdown	_____
Excision	_____

**Give four terms used to describe position:**

\_\_\_\_\_

**Give four terms used to describe color:**

\_\_\_\_\_

**Give three terms for blood:**

\_\_\_\_\_